

Overview of bicycle signalization in Germany



Bicycles & Pedelecs



Bicycles:

- Bicycle
- Cargo bike




Pedelecs:




- Pedelec (25 km/h)
- Cargo e-bike (25 km/h)





E-bikes









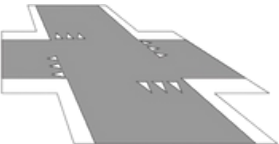
- S-pedelec (45 km/h) / Light motorcycle
- Classic moped
- Light moped




Traffic sign	Sign description	Bicycles & Pedelecs (incl. cargo e-bikes up to 25 km/h)	S-pedelecs (incl. cargo e-bikes up to 45 km/h)	Comments
	Cycle path Traffic sign 237	Use is mandatory	Use is forbidden	Mandatory use for bicycles and pedelecs - riding on the road is therefore prohibited.
	Sidewalk Traffic sign 239	Use is forbidden Exceptions possible	Use is forbidden	Pedelecs may only use sidewalks if an additional sign expressly permits it, but only at walking speed and with consideration for pedestrians. Pedestrians must not be endangered or obstructed. S-pedelecs are generally prohibited on sidewalks because they are classed as mopeds.
	Shared footpath and cycle path Traffic sign 240	Use is mandatory	Use is forbidden	





Traffic sign	Sign description	Bicycles & Pedelecs (incl. cargo e-bikes up to 25 km/h)	S-pedelecs (incl. cargo e-bikes up to 45 km/h)	Comments
	Separate cycle path and footpath Traffic sign 241	Use is mandatory	Use is forbidden	
	Start of a pedestrian zone Traffic sign 242.1	Use is forbidden Exceptions possible	Use is forbidden	<p>Bicycles & pedelecs: If the additional sign 1022-10 "Cyclists permitted" is displayed under traffic sign 242.1 (start of a pedestrian zone), bicycles & pedelecs are permitted to ride - but only at walking speed and with consideration for pedestrians.</p> <p>S-pedelecs: This additional sign does not apply to S-pedelecs, as they are legally not bicycles but mopeds.</p>
	End of a pedestrian zone Traffic sign 242.2	Cycling permitted	Driving permitted	




Traffic sign	Sign description	Bicycles & Pedelecs (incl. cargo e-bikes up to 25 km/h)	S-pedelecs (incl. cargo e-bikes up to 45 km/h)	Comments
	Start of a cycle path Traffic sign 244.1	Cycling permitted	Use is forbidden Exceptions possible	S-pedelecs may only be ridden if an additional sign expressly permits them.
	End of a cycle path Traffic sign 244.2	Cycling permitted	Driving permitted	
	Start of a cycle zone Traffic sign 244.3	Cycling permitted	Use is forbidden Exceptions possible	S-pedelecs may only be ridden if an additional sign expressly permits them.
	End of a cycle zone Traffic sign 244.4	Cycling permitted	Driving permitted	



Traffic sign	Sign description	Bicycles & Pedelecs (incl. cargo e-bikes up to 25 km/h)	S-pedelecs (incl. cargo e-bikes up to 45 km/h)	Comments
	Ban on all types of vehicles Traffic sign 250	Cycling forbidden Schieben erlaubt	Driving forbidden Schieben erlaubt	Only pushing a bicycle or pedelec/pedelec is still permitted.
	Ban on bicycle traffic Traffic sign 254	Cycling forbidden	Driving permitted	
	Prohibited for motorcycles, light motorcycles and mopeds (including those with sidecars) Traffic sign 255	Cycling permitted	Driving forbidden	
	Prohibited for motor vehicles Traffic sign 260	Cycling permitted	Driving forbidden	

Traffic sign	Sign description	Bicycles & Pedelecs (incl. cargo e-bikes up to 25 km/h)	S-pedelecs (incl. cargo e-bikes up to 45 km/h)	Comments
	Start of a slow traffic area Sign 325.1	Cycling permitted Only walking speed and attention to pedestrians	Driving forbidden	Fahrräder & Pedelecs dürfen fahren – aber max. Schrittgeschwindigkeit (ca. 4–7 km/h). S-pedelecs gelten als Kleinkraftträder → dürfen nicht in verkehrsberuhigte Bereiche einfahren.
	End of a slow traffic area Sign 325.2	Cycling forbidden	Driving permitted	
	Shark teeth Marking 342	Access possible	Only relevant if allowed to drive there. ⚠ Then the following applies: Observe the obligation to wait or give way, depending on the traffic flow.	Bicycles & pedelecs are allowed to ride - but max. walking speed (approx. 4-7 km/h). S-pedelecs are considered light motorcycles → may not enter slow traffic areas.

Traffic sign	Sign description	Bicycles & Pedelecs (incl. cargo e-bikes up to 25 km/h)	S-pedelecs (incl. cargo e-bikes up to 45 km/h)	Comments
	Cycle highway Sign 350.1	Cycling permitted	Driving forbidden	
	Dead end passable for cyclists and pedestrians Sign 357-50	Cycling permitted	Driving forbidden	The sign signals: The road is a dead end for cars, but cyclists and pedestrians can pass through. Pedelecs may use the passage. S-pedelecs are not allowed to use it.
	Traffic sign with green arrow and restriction to bicycle traffic Sign 721	Right turn allowed on red	Right turn on red not allowed	

Traffic sign	Sign description	Bicycles & Pedelects (incl. cargo e-bikes up to 25 km/h)	S-pedelects (incl. cargo e-bikes up to 45 km/h)	Comments
	Cyclists crossing from right and left Additional sign 1000-32	Pay attention to the traffic	⚠️ Allow priority	Bicycles & pedelects are protected by the sign - they must be given right of way. S-pedelects must give way to cyclists, but are not themselves protected by the additional sign, as they are not considered bicycle traffic.
	Cyclist in oncoming traffic Additional sign 1000-33	Oncoming traffic permitted	Oncoming traffic not permitted	
	E-Bikes Additional sign 1010-65	Riding allowed anyway	Driving only permitted with this additional sign	
	E-bikes allowed Additional sign 1022-13	Entry permitted	Entry permitted	The additional sign "E-Bikes allowed" (1022-13) is usually placed under the prohibition sign "No entry" (sign 267).

Traffic sign	Sign description	Bicycles & Pedelects (incl. cargo e-bikes up to 25 km/h)	S-pedelects (incl. cargo e-bikes up to 45 km/h)	Comments
	Bicycle for transporting goods or people - cargo bike Additional sign 1010-69	Driving permitted for cargo bikes and cargo pedelects	Driving forbidden	
	Cyclist get off Additional sign 1012-32	⚠ Empfehlung zum Absteigen	-	The sign is a recommendation, not an official traffic sign. Pedelect riders can decide whether to get off - but should do so for the sake of safety. S-pedelects are not authorized to drive.
	Cyclists and residents permitted Additional sign 1020-12	Cycling permitted	Driving not permitted Exceptions possible	S-pedelects are only allowed through if the rider is a resident - i.e. lives, works or brings/picks up something there.

Traffic sign	Sign description	Bicycles & Pedelecs (incl. cargo e-bikes up to 25 km/h)	S-pedelecs (incl. cargo e-bikes up to 45 km/h)	Comments
	Cyclists permitted Additional sign 1022-10	Cycling permitted	Driving not permitted	
	Motorcycles, including sidecars, light motorcycles and mopeds allowed Additional sign 1022-12	Cycling not permitted	Driving permitted	